

7<sup>th</sup> International youth conference

**“Perspectives of science and education”**

15<sup>th</sup> February 2019

**New York  
2019**

The 7th International youth conference “Perspectives of science and education” (February 15, 2019) SLOVO\WORD, New York, USA. 2019. 633 p.

ISBN 978-1-77192-403-0

The recommended citation for this publication is:

Busch P. (Ed.) (2019). *Humanitarian approaches to the Periodic Law // Perspectives of science and education. Proceedings of the 7th International youth conference. SLOVO\WORD, New York, USA. 2019. Pp. 12–17.*

<b>Editor</b>	Lucas Koenig, Austria	Morozova Natalay Ivanovna, Russia
<b>Editorial board</b>	Abdulkasimov Ali, Uzbekistan	Moskvin Victor Anatolevich, Russia
	Adieva Aynura Abduzhalalovna, Kyrgyzstan	Nagiyev Polad Yusif, Azerbaijan
	Arabaev Cholponkul Isaevich, Kyrgyzstan	Naletova Natalia Yurevna, Russia
	Zagir V. Atayev, Russia	Novikov Alexei, Russia
	Akhmedova Raziya Abdullayevna	Salaev Sanatbek Komiljanovich, Uzbekistan
	Balabiev Kairat Rahimovich, Kazakhstan	Shadiev Rizamat Davranovich, Uzbekistan
	Barlybaeva Saule Hatiyatovna, Kazakhstan	Shahutova Zarema Zorievna, Russia
	Bestugin Alexander Roaldovich, Russia	Soltanova Nazilya Bagir, Azerbaijan
	Boselin S.R. Prabhu, India	Spasennikov Boris Aristarkhovich, Russia
	Bondarenko Natalia Grigorievna, Russia	Spasennikov Boris Aristarkhovich, Russia
	Bogolib Tatiana Maksimovna, Ukraine	Suleymanov Suleyman Fayzullaevich, Uzbekistan
	Bulatbaeva Aygul Abdimazhitovna, Kazakhstan	Suleymanova Rima, Russia
	Chiladze George Bidzinovich, Georgia	Tereschenko-Kaidan Liliya Vladimirovna, Ukraine
	Dalibor M. Elezović, Serbia	Tsersvadze Mzia Giglaevna, Georgia
	Gurov Valeriy Nikolaevich, Russia	Vijaykumar Muley, India
	Hajiyev Mahammad Shahbaz oglu, Azerbaijan	Yurova Kseniya Igorevna, Russia
	Ibragimova Liliya Ahmatyanovna, Russia	Zhaplova Tatiana Mikhaylovna, Russia
	Blahun Ivan Semenovich, Ukraine	Zhdanovich Alexey Igorevich, Ukraine
	Ivannikov Ivan Andreevich, Russia	<b>Proofreading</b> Andrey Simakov
	Jansarayeva Rima, Kazakhstan	<b>Cover design</b> Andreas Vogel
	Khubaev Georgy Nikolaevich	
	Khurtsidze Tamila Shalvovna, Georgia	
	Khoutyz Zaur, Russia	
	Khoutyz Irina, Russia	
	Korzh Marina Vladimirovna, Russia	
	Kocherbaeva Aynura Anatolevna, Kyrgyzstan	
	Kushaliyev Kaisar Zhalitovich, Kazakhstan	
	Lekerova Gulsim, Kazakhstan	
	Melnichuk Marina Vladimirovna, Russia	
	Meymanov Bakyt Kattoevich, Kyrgyzstan	
	Moldabek Kulakhmet, Kazakhstan	

### Material disclaimer

The opinions expressed in the conference proceedings do not necessarily reflect those of the CSR «Solution», SLOVO\WORD, Accent Graphics Communications & Publishing or Premier Publishing s.r.o., the editor, the editorial board, or the organization to which the authors are affiliated.

The CSR «Solution», SLOVO\WORD, Accent Graphics Communications is not responsible for the stylistic content of the article. The responsibility for the stylistic content lies on an author of an article.

Included to the open access repositories:

**eLIBRARY.RU**

© Центр наукових досліджень «Solution»

© SLOVO\WORD

© Accent Graphics Communications & Publishing

All rights reserved; no part of this publication may be reproduced, stored in a retrieval system, or transmitted in any form or by any means, electronic, mechanical, photocopying, recording, or otherwise, without prior written permission of the Publisher.

Typeset in Berling by Ziegler Buchdruckerei, Linz, Austria.

Printed by Premier Publishing s.r.o., Vienna, Austria on acid-free paper.

55.	ANANEVYCH IM, BARCHUK RR, LAZURKEVYCH OV, POPADYNETS OH, KOTYK TL, DUBYNA NM. STRUCTURAL PECULIARITIES OF THE MUCOUS MEMBRANE OF THE ORAL CAVITY, MAJOR SALIVARY GLANDS IN THE CONDITIONS OF IODINE DEFICIENCY AND EMPTY INTESTINE IN THE APPEARANCE OF ITS ACUTE ISCHEMIA IN HYPOTHYROIDISM.	459
56.	OLIYNYK NV, HONCHARUK VO, POPADYNETS OH, HRYSHCHUK MI, DUBYNA NM. STRUCTURAL PECULIARITIES OF KIDNEY AND SKIN IN EXPERIMENTAL HYPOTHYROIDISM.	466
57.	SOBOL LV, VOYANSKY RS, POPADYNETS OH, PASTUKH MB, TOKARUK NS, DUBYNA NM. STRUCTURAL PECULIARITIES OF ARTERIAL WALL OF DIFFERENT TYPE AND CALIBER AND COMPONENTS OF TEMPOROMANDIBULAR JOINT IN DYNAMICS OF EXPERIMENTAL IODINE DEFICIENCY.	471
58.	ОСТАПЧЕНКО К. Б., ЛИСОВИЧЕНКО О. И., БОРУКАЕВ З. Х. СПЕЦИФИКАЦИЯ ИНФОРМАЦИОННО-ТЕХНОЛОГИЧЕСКОЙ ПЛАТФОРМЫ ПРОЕКТИРОВАНИЯ ПРОЦЕССОВ ОРГАНИЗАЦИОННОГО УПРАВЛЕНИЯ ОПТОВЫМ РЫНКОМ.	477
59.	VALIULLINA Z. V. THE ESTIMATION OF THE CONTRIBUTION OF LARGE CORPORATIONS IN THE SECTOR OF INFORMATION AND COMMUNICATION TECHNOLOGIES INTO THE WORLD ECONOMY.	489
60.	ВЕРЕЩАГІНА О.І. ДІАГНОСТИЧНА ЗНАЧИМІСТЬ ВИЗНАЧЕННЯ ЦИРКУЛЮЮЧИХ ЕНДОТЕЛІОЦИТІВ В ПРОГНОЗУВАННІ УСКЛАДНЕНОГО ПЕРЕБІГУ ГРИПУ А.	495
61.	YANISHEN I. V., FEDOTOVA O. L., POGORILA A. V., SALIYA L. G., YAROVA A. V. EFFICIENCY OF CLINICAL TECHNOLOGIES TO PROVIDE THE QUALITY OF DENTAL TREATMENT AT THE USE OF PATIENT-ORIENTED INNOVATIONS OF DENTAL-TECHNICAL MATERIAL KNOWLEDGE.	500
62.	КОЗУБ П.А., КОЗУБ С.М., МІРОШНІЧЕНКО Н.М., РЕЗНІЧЕНКО Г.М. ПІДВИЩЕННЯ ЕФЕКТИВНОСТІ РОБОТИ ГУРТКІВ НАУКОВО-ДОСЛІДНИЦЬКОГО НАПРЯМКУ ГАРМОНІЗАЦІЄЮ ВЗАЄМОДІЇ ВСІХ УЧАСНИКІВ ВИХОВНОГО ПРОЦЕСУ.	513
63.	КІТ З. М., ШАЛЬКО І.В., ВЕРГУН О.М., КУРЛЯК Н.В. , МАКАГОНОВ І.О. РОЛЬ ЛАНКИ ВАЗОДИЛЯТАЦІЇ У ПАЦІЄНТІВ З АРТЕРІАЛЬНОЮ ГІПЕРТЕНЗІЮ ТА СУПУТНІМ ОЖИРІННЯМ.	521

UDC: 616.31-74/-77-08-035

**EFFICIENCY OF CLINICAL TECHNOLOGIES TO PROVIDE THE  
QUALITY OF DENTAL TREATMENT AT THE USE OF PATIENT-  
ORIENTED INNOVATIONS OF DENTAL-TECHNICAL MATERIAL  
KNOWLEDGE**

**YANISHEN I.V.**

*Doctor of Medicine science,  
professor, the Head of the Department of Orthopedic dentistry;*

**FEDOTOVA O.L.**

*assistant of the Department of Orthopedic dentistry;*

**POGORILA A.V.**

*assistant of the Department of Orthopedic dentistry;*

**SALIYA L.G.**

*assistant of the Department of Orthopedic dentistry;*

**YAROVA A.V.**

*the candidate of medical sciences,  
assistant of the Department of Orthopedic dentistry  
Kharkiv National Medical University, Kharkiv, Ukraine*

**Introduction.** In our time, due to the large number of technological innovations, orthopedic dentistry has raised and increasingly stringent requirements for basic and auxiliary dental materials, since their qualitative characteristics largely determine the functional value of the prosthesis. Therefore, there is a need for a differentiated approach to the selection of material for each orthopedic work individually. This is due, first of all, to the large variety of basic materials supplied to the domestic market.

On the other hand, there is a danger of the negative influence of the unsuccessful selection of dental materials, which reveals the urgent need for the development and implementation of qualimetric approaches in professional activity in order to provide the necessary quality of structures and their clinical and functional properties [1, 2].

These main areas of practical dentistry determine the maximal approximation to the workplace of the orthopedist-dentist of information on dental materials (information block) and new results regarding the properties and features of the "related" selection of the application of the necessary and exhaustive list of dental materials in clinical practice, focused on patient (clinical-technological unit) [3].

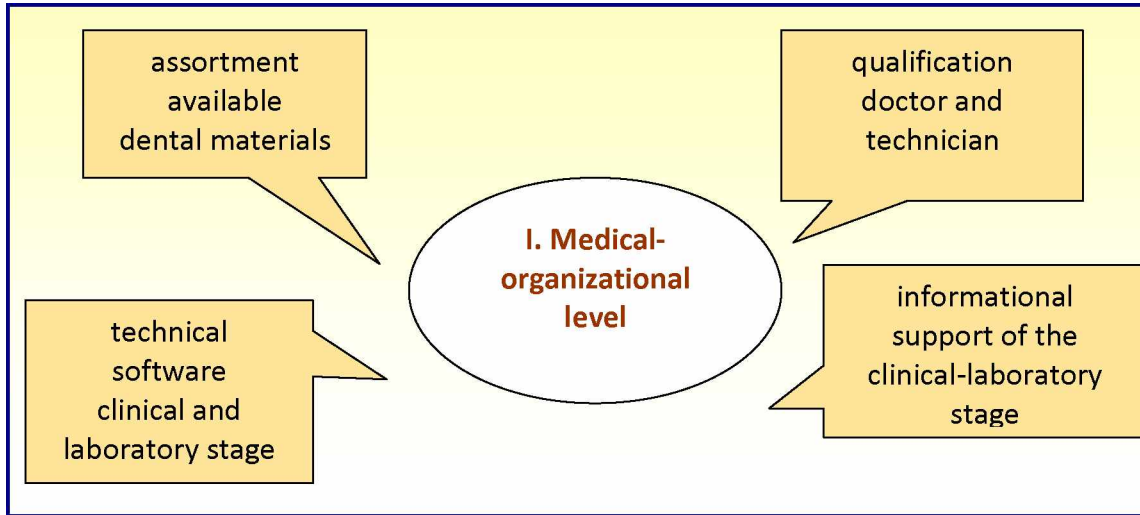
Existing classifications of dental materials can only be used conventionally in determining the "related" selection of dental materials, since in each particular case of orthopedic treatment factors limiting the selection of a physician are the presence of certain dental materials (medical- organizational unit) and, directly, the individual factors of the patient (the presence of contraindications to the use of a particular material) [4, 5]. Oh, the doctor dental orthopedist in each particular case planning treatment independently decides on the "related" selection of dental materials. In this case, it is known that the use of even the best and most valuable materials is not always able to provide a high quality design. That is, it is a question of choosing the clinical and technological compliance of the "related" selection of dental materials [6].

In view of the significant number of basic and auxiliary dental materials used in the stages of orthopedic treatment, it becomes clear that there is an urgent need for the development of a professional consultative system for the quality assurance of dentures, the main function of which is to inform the physician of the optimum " related" selection dental materials.

**Materials and methods of research.** As is known, each of the dental materials is characterized by its own compliance with the requirements of ISO and, accordingly, with specific qualimeter indices, which determine the generalized qualimetric construction index. Accordingly, the most comfy dental materials are those that, when " related" selection at the stages of manufacturing an orthopedic design, determine (provide) the highest indexes of ordering (compliance) of the system "material-

construction". Thus, the basic and consistent components of an individualized quality assurance system for an orthopedic design are (a four-level system):

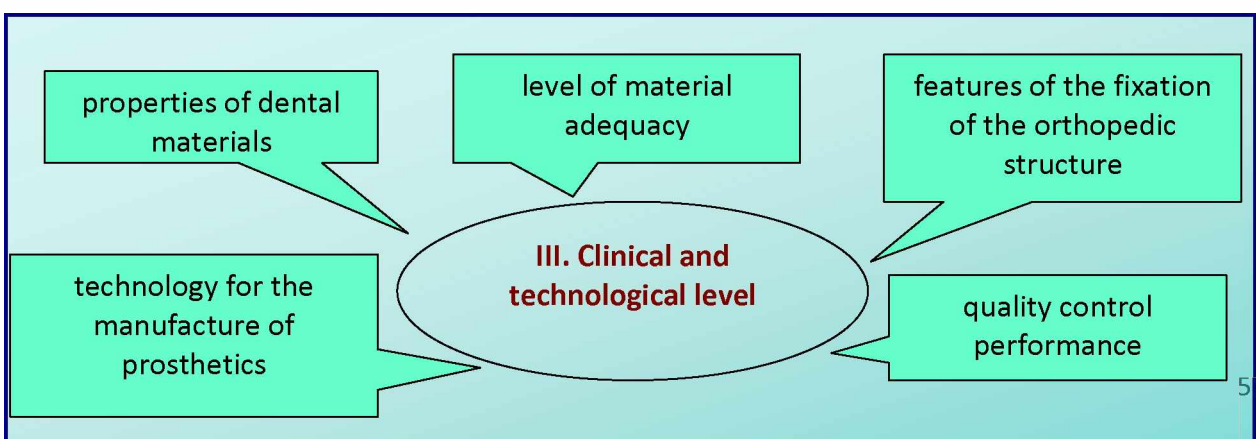
I. medical-organizational level (qualification of the doctor, level of the institution's provision with specific dental materials).



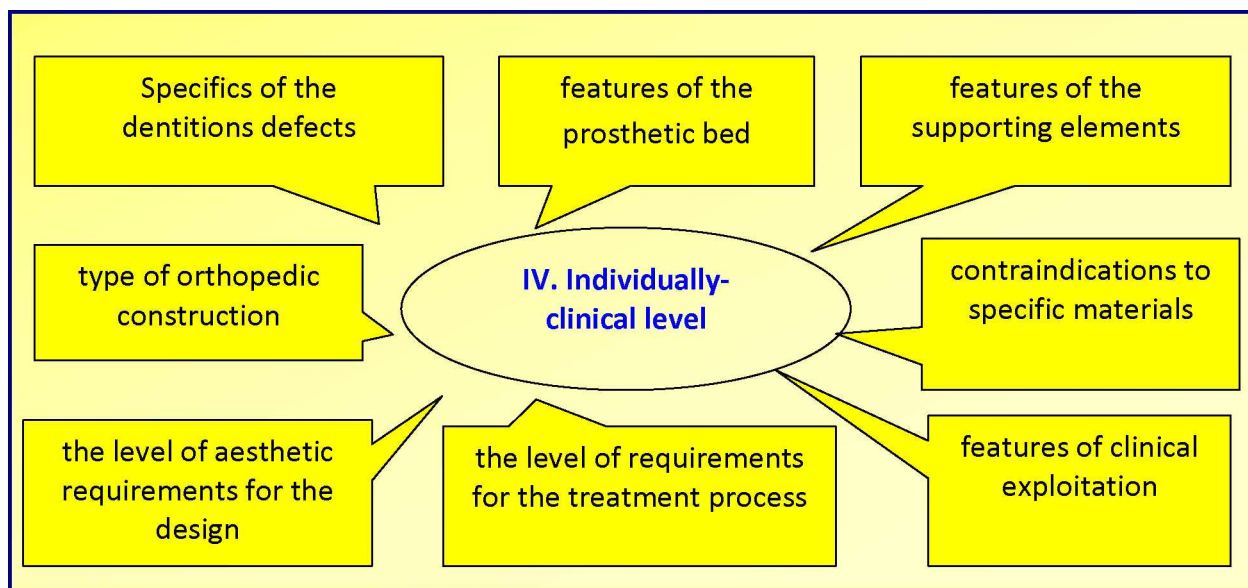
II. Clinical and informational level (selection of technologically "linked" list of dental materials for manufacturing of concrete construction with the necessary level of compliance of the system "materials-design"; innovative methodological and scientific and methodological support for the production of orthopedic constructions).



III. Clinical and technological level (properties of dental materials and conditions of clinical and laboratory stage).



IV individual level (type of design, indications and contraindications for the use of specific dental materials in the concurrent patient).



**Research results and their discussion.** It is precisely from these positions and with the use of own innovations in the qualitative stratification of dental materials that complicated complexes for the manufacture of various types of orthopedic constructions are substantiated. The results of the analysis of 10,206 compliant systems "material-design" (Table 1) obtained in the course of research indicate that only due to qualitatively based selection of materials the level of compliance of the "material-construction" system, depending on the type of dentures, may increase from 18.2% to 36.5%. The greatest reserves of improvement are characterized by the reliability of materials for the manufacture of bellows prosthesis - 36.5%, the smallest - removable orthopedic constructions - 18.2%; the material-design system's suitability for the construction of fixed structures of dentures due to the harmonized selection of dental materials may be increased by 31.1%.

**Absolute indicators (bit) of the quality of orthopedic dental structures  
depending on the materials used in their manufacture**

Types of orthopedic constructions	Intervals of the quality index (bit) of the orthopedic construction			Difference min / max%	Compliant options, pcs.
	задовільний	добрий	високий		
Crown (plastic)	3,727÷3,342	3,341÷2,955	2,956÷2,571	31,1%	4374
Bridge prosthesis	3,727÷3,342	3,341÷2,955	2,956÷2,571	31,1%	4374
Byugel prosthesis	2,184÷1,918	1,917÷1,652	1,653÷1,387	36,5%	486
Complete denture	2,880÷2,715	2,714÷2,549	2,550÷2,385	18,2%	486
Partially removable prosthesis	2,880÷2,715	2,714÷2,549	2,550÷2,385	18,2%	486

Note: Determination of the number of compliant options for the use of dental materials is carried out in the presence of three materials of each type in a medical-preventive institution.

The results of the performed research and information modeling of the optimal complicated complexes for the manufacture of orthopedic stomatological constructions with the use of automated material retrieval (taking into account the qualimetric significance) allowed to conclude that there are alternative compliant systems "materials-construction" that according to the properties of materials meet the requirements of ISO, however, provide the oscillations of the generalized quality index of a particular type of structures.

Crown and bridge prosthesis (plastic). Informational and qualitic modeling and analysis of its results in relation to crowns (4374 compliant variants) and bridging prostheses (also 4374 compliant variants) revealed that due to better alignment of the properties of 7 dental materials, the quality of consist is improved by 31.1%.

An analysis of the results of the information-qualimetric modeling has revealed that the alternative variants of the compliant systems of materials for the manufacture of plastic crowns are (Fig. 2, Table 2) the following:

- variant (fig. 2, AVK-1) of the clinical and technological selection of materials with the least disorganization of the compliant material-construction system (NSC = 2,571 bits; hmin = 0,367 units), for which the imprint material is used - Stomavid (A-

silicone), gypsum - "GV-G-10 A-III", modeling wax - "GC", insulating varnish - "Izokol-69", plastics - "Sinma M + V", cement for fixation - "Kompomer", lacquer cover - "Sinma M + V".

- variant (fig. 2, AVK-2) of the clinical and technological selection of materials with the greatest disorganization of the compliant system "material construction" ( $NK = 3,727$  bits;  $h_{max} = 0,532$  units), for which the imprint material is used - Sielast K (base, C-silicon), gypsum - Base Stone, model wax - «Vlad Miva», lacquer insulation - "Izalgin", plastic - "Sinma M", cement for fixation - "Fuji Plus", varnish cover - "EDA-03".

Bugelnye prosthesis. Informational and qualimetric modeling and analysis of its results in the field of dental prostheses (486 compliant options) revealed that, due to better alignment of the properties of four dental materials, the quality of the design can be improved by 36.5%.

The analysis of the results of the information - qualimetric modeling has shown that alternative variants of compliant systems of materials for the manufacture of bellows prostheses are at Fig. 3.

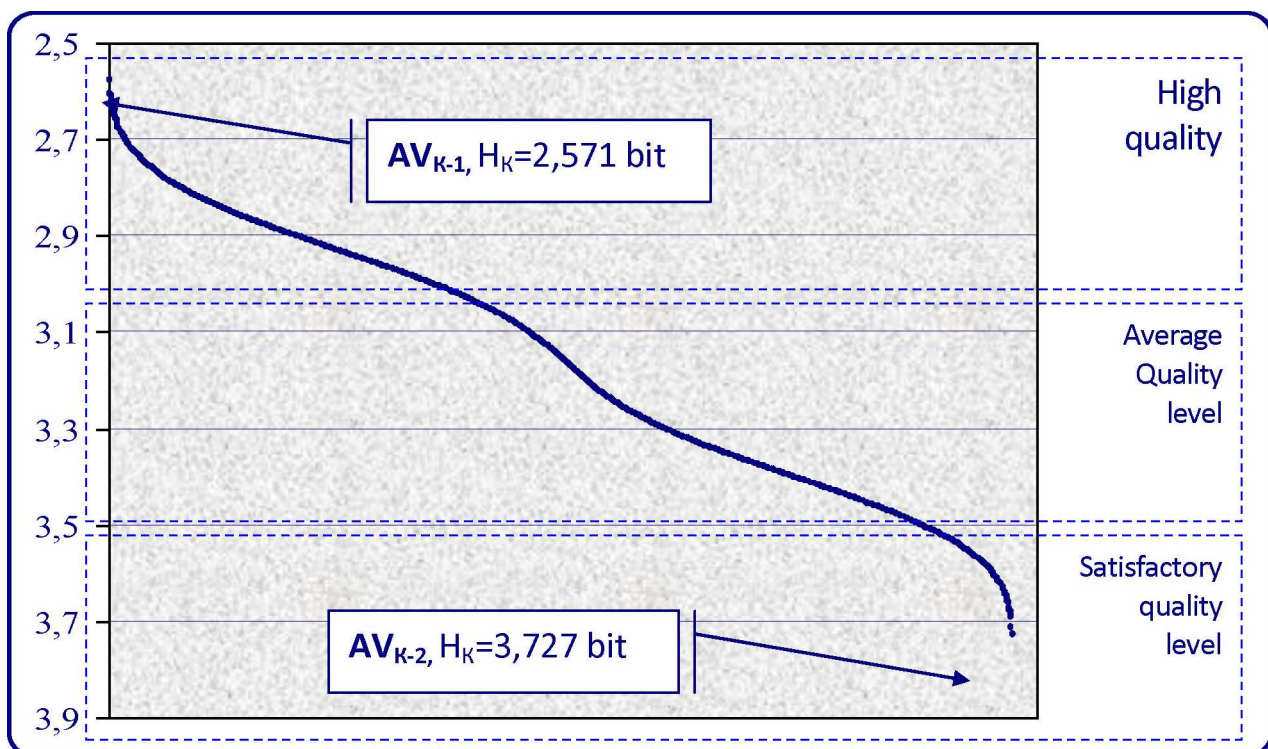


Fig. 2. Distribution of variants of alternative compliant systems

"Materials-design" for the quality assurance of non-removable dental structures:  
plastic crown and bridges

- the variant (fig. 3, ABB-1) of the clinical and technological selection of materials with the least disorganization of the compliant system "material construction" ( $NB = 1,387$  bits;  $h_{min} = 0,347$  units), for which the imprint material is used - "Stomavid "(A-silicon), gypsum -" GV-G-10A-III ", varnish-insulating -" Isokol-69 ", plastics for the basis -" Vertex rapid "(hot polymerization).

- the variant (fig. 3, ABB-2) of the clinical and technological selection of materials with the greatest disorganization of the compliant system "material construction" ( $NK = 2,184$  bits;  $h_{max} = 0,546$  units), for the implementation of which are used: the reflective material - "Sielast K "(Base, C-silicon), gypsum -" Base Stone ", insulating varnish -" Izalgin ", plastics for the basis -" Protaklil M".

Removable tooth-plate prostheses (full and partial). Knowledge-based qualimetric modeling and analysis of its results for partial and complete removable plate prostheses (486 compliant variants) revealed that by improving the consistency of the properties of 5 dental materials, the quality of the design can be improved by 18.2%. An analysis of the results of information - qualimetric modeling has found that alternative variants of compliant systems of materials for the manufacture of partially and complete removable plate prostheses are in Table 1, Fig. 4.

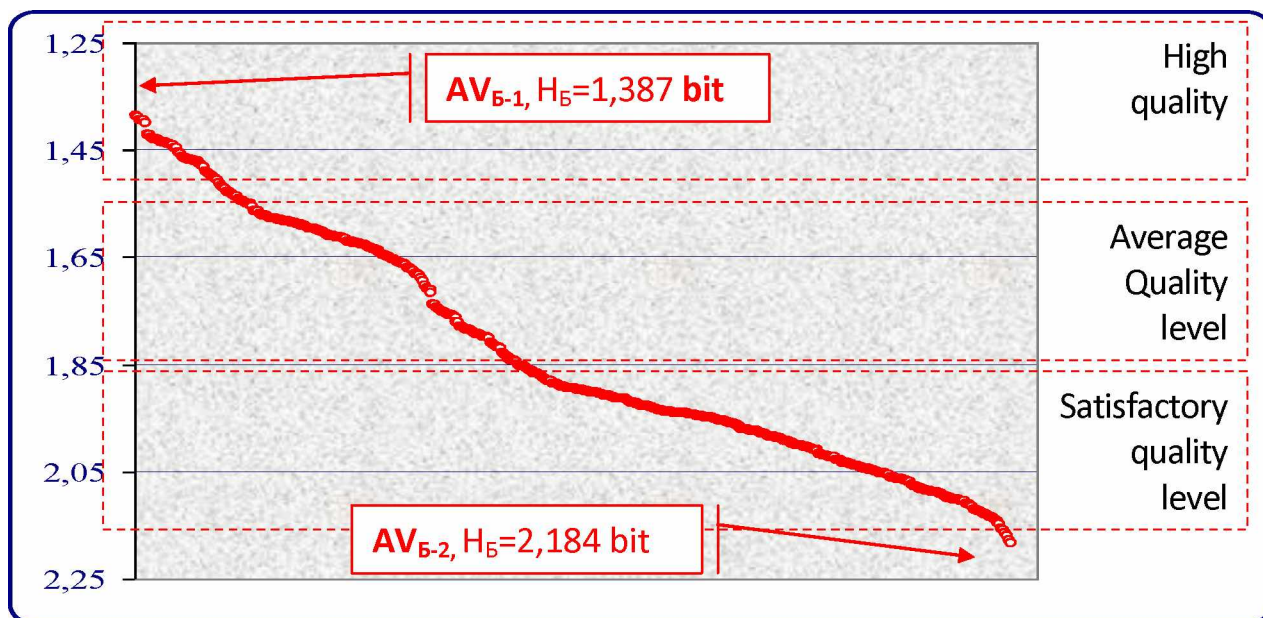


Fig. 3. Distribution of variants of alternative compliant systems "Material-construction" for ensuring the quality of dental materials structures: bellows prosthesis

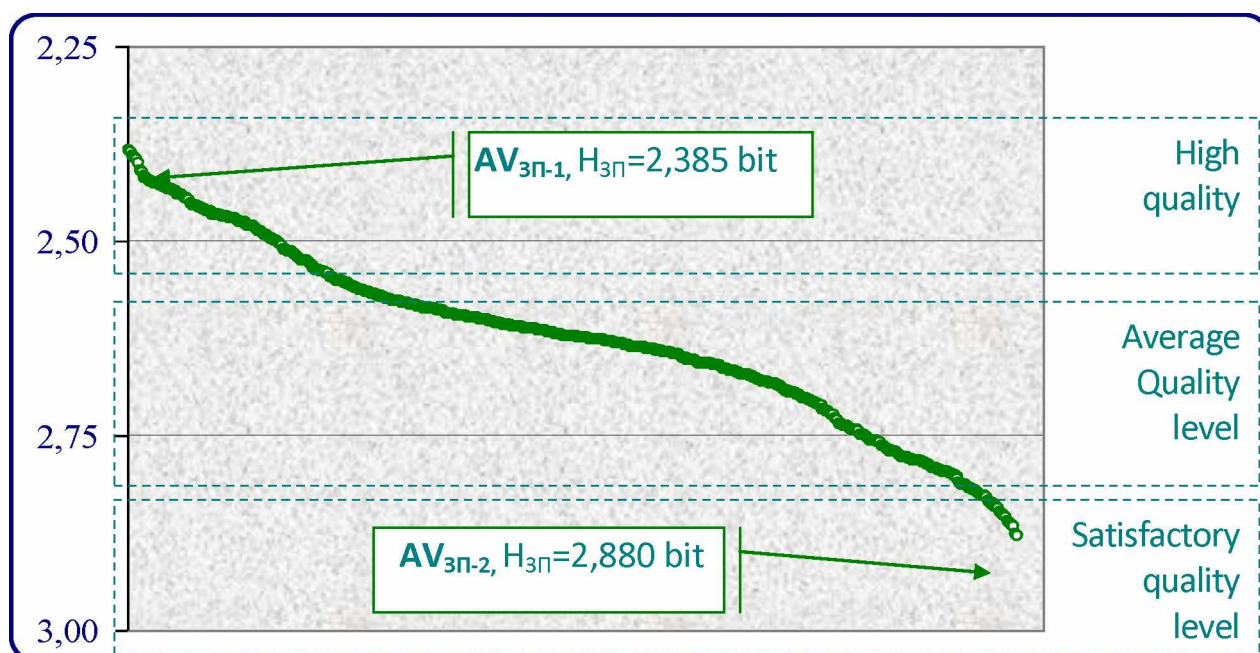


Fig. 4. Distribution of variants of alternative compliant systems "Materials-design" for the quality assurance of dental structures: removable dental lamellar prostheses (partial and full)

- the variant (fig. 4, AWS-1) of the clinical and technological selection of materials with the least disorganization of the compliant material-design system ( $NZP = 2.385$  bits;  $h_{min} = 0.475$  units), for which the imprint material is used - Empress (alginate), plaster - "GV-G-10A-III", plastics for the basis - "Vertex rapid" (hot polymerization), insulating varnish - "Izokol 69", material for fixing the design - "Corega".

- variant (Fig. 4, AVZP-2) of the clinical and technological selection of materials with the largest disruption of the compliant material-design system ( $NK = 2,880$  bits;  $h_{max} = 0,576$  units), for which the use is made of: imprinting material - «Ypeen- Premium "(alginate), gypsum -" Base Stone ", plastics for the base -" Protaclar-M "(cold polymerization), insulating varnish -" Izalgin ", material for fixing the design -" Lacalut ".

It is these alternative complicated complexes "material construction" used by us in the study of the clinical efficacy of indo-oualized orthopedic dental treatment using crowns, bridges, balusters and removable plate dentures. In order to determine the compliance of the material-design system with the selection of dental materials, clinical practice directly developed and introduced the use of professional information

quality system (ISQ-Pro) by dental surgeons for consulting (including remote access) for the provision of a substantiated clinical selection of dental materials, in particular and for full and partly removable plate dentures.

The comparative estimation of the suitability of the systems "material-construction" is performed on the relative (maximum and minimum) indicators of the key properties of the materials used. In particular, it has been found that the most consistent (with a high degree of compliance) systems of "material-construction" may be a consistent consistency of materials for the development of removable plate prostheses (full, partial), while dental materials for the manufacture of bellows dentures are characterized as less compliant (have greater potential for improvement). That is what determines the directions of further priority and promising materials-science-assurance of the quality of structures of dentures in scientific and technical and clinical and technological developments in the field of dental materials.

It is for this purpose, on the basis of taking into account many properties of the materials of our materials, using the methodology of system analysis and scientific synthesis of data on their properties, a system of reasonable selection of a compliant structure of orthopedic structures of various types is worked out. An integral part of this system is patient-oriented innovations in the clinical and laboratory stage of prosthetics.

**Conclusions.** Based on the foregoing and with the aim of generalizing the above-mentioned results on the development of new domestic stomatological materials, improvement of the clinical and laboratory stage of the manufacture of orthopedic constructions and the selection of compliant systems "material construction", we have substantiated the stages of ensuring the quality of orthopedic stomatological treatment.

The development of new dental materials (structural and auxiliary) is considered to be the first stage since the development of dental material science should take into account the needs of clinical practice (the development of so-called "target" dental materials, for example, materials with additional properties, the

presence of which is not provided by the relevant ISO, then as in clinical practice, these properties may be signs of a prioritized choice of dental material);

The second qualification system for the selection of complicated complexes of dental materials for the manufacture of various types of orthopedic constructions was firstly grounded to our second stage. Despite the fact that all available dental materials comply with the requirements of ISO, at the same time - differ both in their own properties, and in the degree of difference from ISO.

It is precisely for a reasonable selection of complicated complexes "material-construction" that we have substantiated the clinical and technical task for the development of a computer program for the selection of "related complexes" of dental materials for plastic crowns and bridges, prostheses, lumbar prostheses.

This computer program implements the possibility of professional materials science advising on the quality of future orthopedic structures (high, medium and satisfactory level); By the third stage attributed the author's technologies for improving the clinical and laboratory stage of the manufacture and clinical operation of ortho-pedicle constructions.

The results of the performed research and information modeling of the structure of dental materials in the composition of compliant complexes for the manufacture of orthopedic stomatological constructions, taking into account the quantitative qualimetric approach, led to the conclusion that there are alternative compliant systems "materials-construction" that according to the properties of materials meet the requirements of the ISO, however, provide the volatility of the generalized quality index of a particular type of structures is determined by us.

An analysis of the results of information-qualimetric modeling has shown that alternative variants of compliant systems of materials for the manufacture of plastic crowns are:

- option ( $AV_{C-1}$ ) of the clinical and technological selection of materials with the least disorganization of the compliant material-design system ( $NSC = 2,571$  bits;  $h_{min} = 0,367$  units), for which the imprint material is used - Stomavid (A- silicone), gypsum

- "GV-G-10A-III", modeling wax - "GC", insulating varnish - Izokol-69, plastics - "Sinma M + V", cement for fixation - "Compomer", varnish cover - "Sinma M + V".

- variant ( $AV_{C-2}$ ) of the clinical and technological selection of materials with the greatest disruption of the compliant material-design system ( $NK = 3,727$  bits;  $h_{max} = 0,532$  units), for which the imprint material is used - Sielast K (base, C "Silicone"), gypsum - "Base Stone", model wax - "Vlad Mila", insulating varnish - Isalgin, plastic - "Sinma M", cement for fixation - "Fuji Plus", varnish cover - "EDA-03" .

In order to determine the suitability of the material-design system for the selection of dental materials directly in clinical practice, the professional "Information Quality System" ("ISQ-Pro") for the use of orthopedists by dentistry has been developed and implemented for the advisory support of the substantiated clinical selection of dental materials, in particular for plastic non-removable structures of dentures.

The analysis of the results of information - qualimetric modeling has revealed that alternative variants of compliant systems of materials for the manufacture of bellows prostheses are:

- variant ( $AV_{b-1}$ ) of the clinical and technological selection of materials with the least disorganization of the compliant system "materials-design" ( $NB = 1,387$  bits;  $h_{min} = 0,347$  units), for which the imprint material is used - Stomavid (A-silicone), gypsum - "GV-G-10A-III", varnish-insulating - "Isokol-69", plastics for the basis - "Vertex rapid" (hot polymerization).

- variant ( $AV_{B-2}$ ) of the clinical and technological selection of materials with the most disrupting of the compliant material-construction system ( $NK = 2,184$  bits;  $h_{max} = 0,546$  units), for which the reference material is used: "Seelast K" ( base, C-silicone), plaster - "Base Stone", lacquer insulation - "Isalgin", plastic for the basis - "Protaklil M".

The analysis of the results of information - qualimetric modeling has shown that alternative variants of compliant systems of materials for the manufacture of removable plate prostheses are:

- option ( $AV_{RP-1}$ ) of the clinical and technological selection of materials with the least disrupting of the compliant material-design system ( $NZP = 2.385$  bits;  $h_{min} = 0.475$  units), for which the imprint material is used - Empress (alginate) , gypsum -

"GV-G-10A-III", plastics for the basis - "Vertex rapid" (hot polymerization), insulating varnish - "Izokol 69", material for fixing the design - "Corega".

- an option ( $AV_{RP-2}$ ) of the clinical and technological selection of materials with the most disorganization of the compliant material-construction system ( $NK = 2,880$  bits;  $h_{max} = 0,576$  units), for which the use is made of: imprinting material - "Ypeen-Premium" (alginate), gypsum - "Base Stone", plastics for base - "Protakril-M" (cold polymerization), insulating varnish - "Izalgin", material for fixing the design - "Lacalut".

Prospects for further research. As a result of the work, the scientific achievements concerning the selection of complicated complexes of stomatological materials for the manufacture of specific orthopedic constructions, the principles and logic of development and the results of the clinical application of a special program for the selection of compliant complexes "materials-design", as well as author's innovative developments in the field of dental materials.

**Key words:** dental materials, "material-construction", compliance, dental construction.

#### List of literature:

1. Голік В.П. Клініко-технологічні передумови удосконалення лікування із застосування тимчасових ортопедичних конструкцій / Голік В.П., Ярова А.В. // Вісник проблем біології і медицини.-2014.-Вип. 2, Том 1(107).-С.104-110.

2. Голік В.П. Оцінка впливу на імунологічний профіль пацієнтів на етапах ортопедичного лікування незнімними зубними протезами з застосуванням тимчасових коронок / Голік В.П., Ярова А.В.// Український медичний альманах. - 2014.-Том 17.-№2,-С.22-25.

3. Янішен І.В. Кваліметрична систематизація стоматологічних матеріалів: клініко-технологічна комплаєнтність акрилових пластмас для базису знімного протезу / І.В.Янішен // Вісник проблем біології та медицини.-2015.-Вип.2.-Том 2 (119).-С.271-275.

4. Янишен И.В. Клиническое изучение жевательного давления на этапах ортопедического лечения съёмными протезами / И.В.Янишен // Гылым мен Денсаулык Сактау. Наука и здравоохранение.-2015.-Вып.3.-С.70-79.

5. Янишен И.В. Оценка влияния уровня снижения остаточного мономера в несъёмных протезах из акриловых пластмасс на иммунометаболический профиль пациентов / И.В.Янишен // Стоматолог.-2015.-Вып.3(18).-С.37-42.

6. Yanishen I.V. Assessment of dentures quality at the stages of its clinical durability / I.V. Yanishen // Нове у медицині сучасного світу: Матеріали науково-практичної конференції (28.11.2014 р.).-Львів, 2014.-С.13-14.