




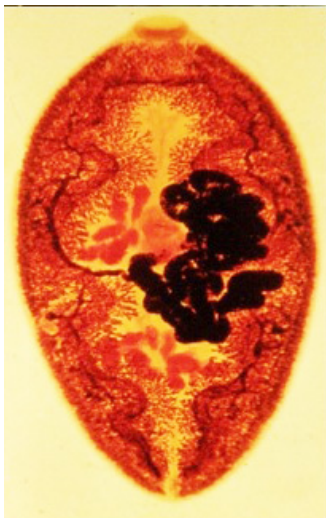
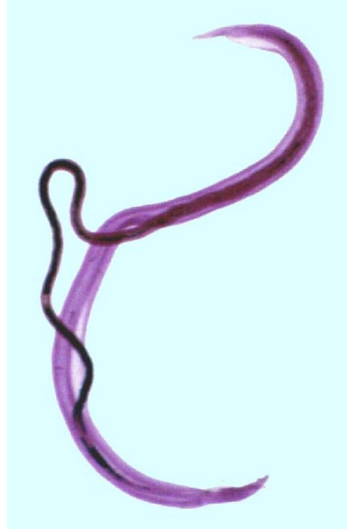

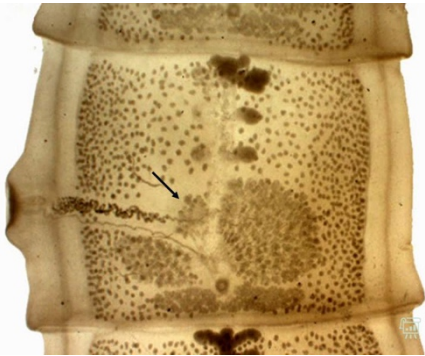


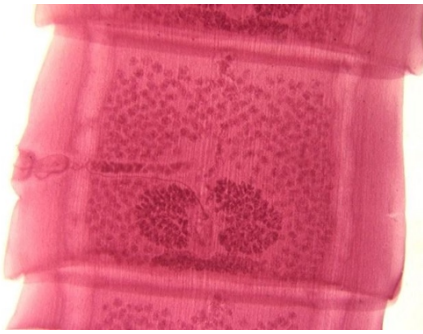







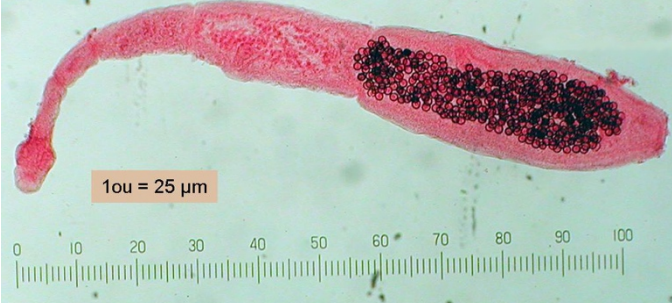
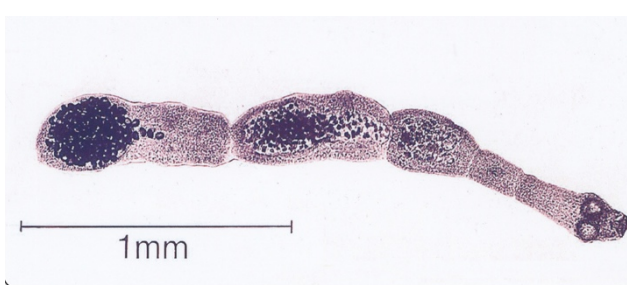


Phylum Platyhelminthes (flatworms). Class Trematoda (flukes)







			
<p>Common liver fluke (<i>Fasciola hepatica</i>) Adult</p>	<p>Chinese liver fluke (<i>Clonorchis sinensis</i>) Adult</p>	<p>Cat liver fluke (<i>Opisthorchis felineus</i>) Adult</p>	<p>Lanceolate (lancet) fluke (<i>Dicrocoelium lanceatum</i> = <i>Dicrocoelium dendriticum</i>) Adult</p>
			
<p>Minute intestinal fluke (<i>Metagonimus yokogawai</i>) Adult</p>	<p>Oriental lung fluke (<i>Paragonimus westermani</i>) Adult</p>	<p>Blood fluke (<i>Schistosoma sp.</i>) Adult male and female</p>	

Phylum Platyhelminthes (flatworms). Class Cestoda (tapeworms)

		
<p>Pork tapeworm (<i>Taenia solium</i>) Scolex</p>	<p>Pork tapeworm (<i>Taenia solium</i>) Hermaphroditic proglottid</p>	<p>Pork tapeworm (<i>Taenia solium</i>) Gravid proglottid</p>
		
<p>Beef tapeworm (<i>Taeniarhynchus saginatus</i> = <i>Taenia saginata</i>) Scolex</p>	<p>Beef tapeworm (<i>Taeniarhynchus saginatus</i> = <i>Taenia saginata</i>) Hermaphroditic proglottid</p>	<p>Beef tapeworm (<i>Taeniarhynchus saginatus</i> = <i>Taenia saginata</i>) Gravid proglottid</p>
		
<p>Beef tapeworm (<i>Taeniarhynchus saginatus</i> = <i>Taenia saginata</i>) Transverse section of gravid proglottid</p>		

		
<p>Broad fish tapeworm <i>(Diphyllobothrium latum)</i></p> <p>Scolex</p>	<p>Broad fish tapeworm <i>(Diphyllobothrium latum)</i></p> <p>Gravid proglottid</p>	<p>Dwarf tapeworm <i>(Hymenolepis nana)</i></p> <p>Cysticercoid larva</p>
		
<p>Dwarf tapeworm <i>(Hymenolepis nana)</i></p> <p>Scolex</p>	<p>Dwarf tapeworm <i>(Hymenolepis nana)</i></p> <p>Adult</p>	
		
<p>Dog tapeworm <i>(Echinococcus granulosus)</i></p> <p>Adult</p>	<p>Alveolar tapeworm <i>(Echinococcus multilocularis)</i></p> <p>Adult</p>	


Phylum Nematelminthes (roundworms). Class Nematoda

	
<p>Maw worm (<i>Ascaris lumbricoides</i>) Adult male and female</p>	<p>Maw worm (<i>Ascaris lumbricoides</i>) Cross section of adult female</p>
	
<p>Whip worm (<i>Trichocephalus trichiurus</i> = <i>Trichuris trichiura</i>) Adult female</p>	<p>Whip worm (<i>Trichocephalus trichiurus</i> = <i>Trichuris trichiura</i>) Adult male</p>
	
<p>Pinworm (<i>Enterobius vermicularis</i>) Adult female</p>	<p>Tunnel Hookworm (<i>Ancylostoma duodenale</i>) Adult male</p>



Tunnel Hookworm (*Ancylostoma duodenale*)

Anterior part of adult



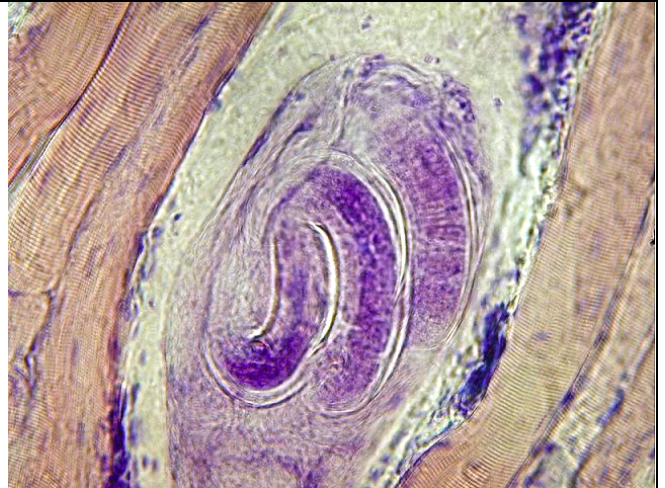
New World hookworm (*Necator americanus*)

Anterior part of adult



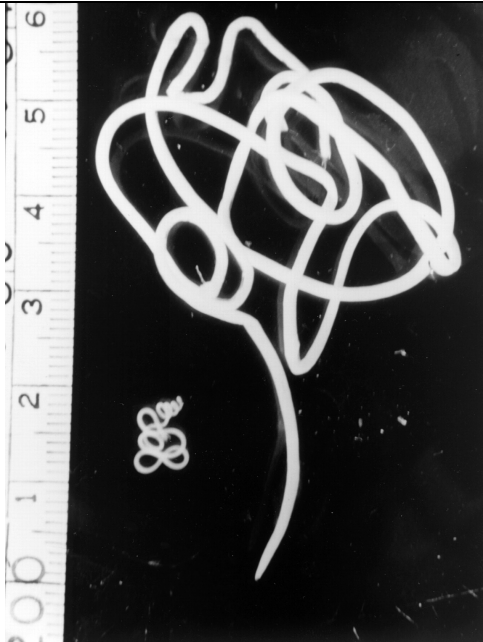
Palisade worm (*Strongyloides stercoralis*)

Adult female



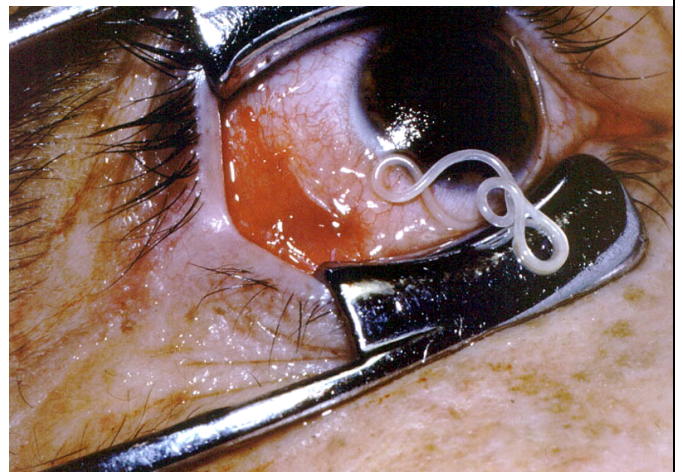
Trichina worm (*Trichinella spiralis*)

Encysted larva within striated muscles



Dragon or Guinea worm (*Dracunculus medinensis*)






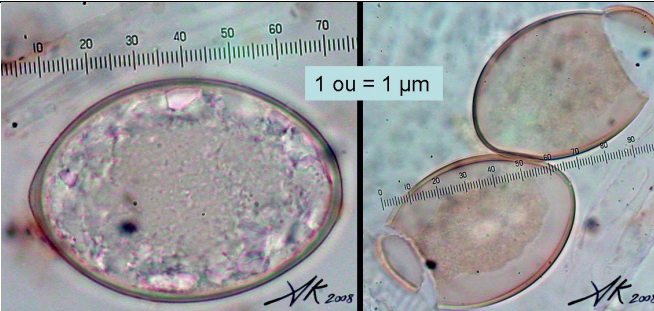

Adult male (left) and female (right)


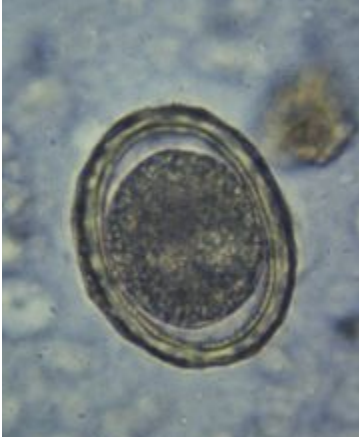
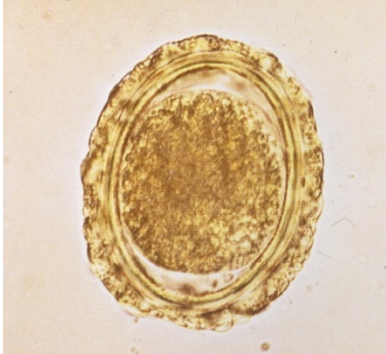


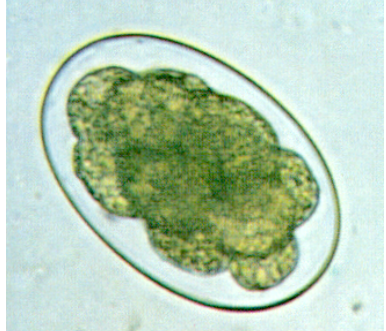



Eye worm (*Loa loa*)

Adult worm in human eye

EGGS AND LARVA OF HELMINTHS

Eggs of Trematoda helminthes		
		
Common liver fluke <i>(Fasciola hepatica)</i>	Cat liver fluke <i>(Opistorchis felineus)</i>	Oriental lung fluke <i>(Paragonimus westermani)</i>
		
Urinary blood fluke <i>(Schistosoma haematobium)</i>	Intestinal blood fluke <i>(Schistosoma mansoni)</i>	Oriental blood fluke <i>(Schistosoma japonicum)</i>
Eggs of Cestoidea helminthes		
		
Broad fish tapeworm <i>(Diphyllobothrium latum)</i>	<i>Taenia spp.</i>	Dwarf tapeworm <i>(Hymenolepis nana)</i>
Eggs and larva of Nematoda helminthes		

			
<p>Maw worm (<i>Ascaris lumbricoides</i>) Unfertilized egg</p>	<p>Maw worm (<i>Ascaris lumbricoides</i>) Fertilized, decorticated egg</p>	<p>Maw worm (<i>Ascaris lumbricoides</i>) Fertilized, corticated egg</p>	
			
<p>Whip worm (<i>Trichocephalus trichiurus</i> = <i>Trichuris trichiura</i>)</p>	<p>Pinworm (<i>Enterobius vermicularis</i>)</p>	<p>Tunnel Hookworm (<i>Ancylostoma duodenale</i>)</p>	
			
<p>Palisade or threadworm (<i>Strongyloides stercoralis</i>) Rhabditiform larvae</p>			